



**Ashland-e Series 1" x 1"
Retail Pricing**

All tile in the Ashland-e series is comprised of between 30 and 70 percent glass from bottles and/or other waste glass that would otherwise have entered the solid waste stream. This waste glass is a mix of approximately 90 percent post-consumer and 10 percent pre-consumer material.

Code	Color	Mounting	\$/ Sq.Ft.	\$/ Sheet	\$/ lb. (loose tile)
MG001	Crystal Blue	paper	11.90	13.68	7.00
MG001 IR	Crystal Blue Iridescent	paper	16.60	19.10	9.60
MG002m	Cloud White	mesh	12.70	14.60	6.60
MG002m IR	Cloud White Iridescent	mesh	16.60	19.10	9.60
MG004	Clear Ice	paper	11.90	13.68	7.00
MG004 IR	Clear Ice Iridescent	paper	16.60	19.10	9.60
MG005	Lagoon	paper	11.90	13.68	7.00
MG005 IR	Lagoon Iridescent	paper	16.60	19.10	9.60
MG007	Smoky Quartz	paper	11.90	13.68	7.00
MG007 IR	Smoky Quartz Iridescent	paper	16.60	19.10	9.60
MG008	Silver	paper	11.90	13.68	7.00
MG008 IR	Silver Iridescent	paper	16.60	19.10	9.60
MG008 MT	Silver Matte	paper	16.60	19.10	9.60
MG011	Ginger Tea	paper	11.90	13.68	7.00
MG011 IR	Ginger Tea Iridescent	paper	16.60	19.10	9.60
MG012	Light Olive	paper	11.90	13.68	7.00
MG012 IR	Light Olive Iridescent	paper	16.60	19.10	9.60
MG012 MT	Light Olive Matte	paper	16.60	19.10	9.60
MG013	Crystal	paper	11.90	13.68	7.00
MG013 MT	Crystal Matte	paper	16.60	19.10	9.60
MG014	Darjeeling	paper	11.90	13.68	7.00
MG014 IR	Darjeeling Iridescent	paper	16.60	19.10	9.60
MG014 MT	Darjeeling Matte	paper	16.60	19.10	9.60
RG005	Clear Cobalt	paper	11.90	13.68	7.00
RG006m	Tricycle Red <i>Blend</i>	mesh	17.34	19.94	7.72
RG011m	Inkwell Black	mesh	12.70	14.60	6.60
RG011m IR	Inkwell Black Iridescent	mesh	16.60	19.10	9.60
RG013m IR	Parisian Blush Iridescent	mesh	16.60	19.10	9.60
SG001	Burnt Amber	paper	11.90	13.68	7.00
SG004	Amber	paper	11.90	13.68	7.00
SG009	Palmetto	paper	11.90	13.68	7.00
SG009 IR	Palmetto Iridescent	paper	16.60	19.10	9.60

Standard Blends 1" x 1"

BG001	Clear Icicle Blend	paper	11.90	13.68
BG004 IR	Sun Tea Iridescent Blend	paper	16.60	19.10

Tile: appx. 1" x 1" Thickness: appx. 1/4" Grout Joints: appx. 1/8"

Sheets: appx. 1.15 square feet and contain 144 pieces of tile.

Loose tile sold in 1 lb. bags; appx. 66 tile per bag. Use "B" suffix when ordering loose tile (ex. MG001B IR)

Prices: FOB Hakatai warehouse, Ashland, Oregon

Payment may be made by major credit card or check received prior to shipment.

***Tile shade may vary from samples.**

Prices subject to change without notice; current as of date shown.



**Ashland-e Series 1" x 2"
Retail Pricing**

All tile in the Ashland-e series is comprised of between 30 and 70 percent glass from bottles and/or other waste glass that would otherwise have entered the solid waste stream. This waste glass is a mix of approximately 90 percent post-consumer and 10 percent pre-consumer material.

Code	Color	Mounting	\$/ Sq.Ft.	\$/ Sheet
EGM04	Clear Ice 1x2	paper	15.70	16.64
EGM07	Smoky Quartz 1x2	paper	15.70	16.64
EGM07 IR	Smoky Quartz Iridescent1x2	paper	20.94	22.20

Standard Blends 1" x 2"

EG001	Silver Spring Blend	paper	15.70	16.64
EG002	Sterling Blend	paper	17.20	18.24
EG003	Glacier Blend	paper	17.20	18.24
EG004	Siberia Blend	paper	17.20	18.24

*Tile: appx. 1" x 2" Thickness: appx. 1/4" Grout Joints: appx. 1/8"
Sheets: appx. 1.06 square feet and contain 66 pieces of tile.*

***Tile shade may vary from samples.**

**Ashland-e Series Gaia Blends
Retail Pricing**

All tile in the Ashland-e series is comprised of between 30 and 70 percent glass from bottles and/or other waste glass that would otherwise have entered the solid waste stream. This waste glass is a mix of approximately 90 percent post-consumer and 10 percent pre-consumer material.

Code	Color	Mounting	\$/ Sq.Ft.	\$/ Sheet
GB350 IR	Arcadia Iridescent Blend	paper	27.62	28.56
GB450 IR	Pangea Iridescent Blend	paper	27.62	28.56
GB550 IR	Zephyr Iridescent Blend	paper	27.62	28.56

*Tile: appx. 1/2" x 1/2"; 1/2" x 1"; 1" x 1" Thickness: appx. 1/4" Grout Joints: appx. 1/8"
Sheets: appx. 1.034 square feet and contain 254 pieces of tile.*

***Tile shade may vary from samples.**

*Prices: FOB Hakatai warehouse, Ashland, Oregon
Payment may be made by major credit card or check received prior to shipment.*

Prices subject to change without notice; current as of date shown.



**Aventurine Series
Retail Pricing**

Mesh Backed

Code	Color	\$/ Sq. Ft.	\$/ Sheet
KS92 M	Bordeaux	16.50	18.98
P04 M	Twilight	16.50	18.98
P13 M	Honey	16.50	18.98
P33 M	Madrone	16.50	18.98
P34 M	Rosewood	16.50	18.98
P36 M	Henna	16.50	18.98
P40 M	Aubergine	16.50	18.98
P42 M	Cobalt	16.50	18.98
P50 M	Peridot	16.50	18.98
P51 M	White Alder	16.50	18.98
P57 M	Dragonfly Teal	16.50	18.98
P60 M	Blue Emerald	16.50	18.98
P61 M	Lapis Lazuli	16.50	18.98
P63 M	Deep Garnet	16.50	18.98
P64 M	Wisteria	16.50	18.98
P65 M	Blue Agate	16.50	18.98

All colors also available: *Loose in 1-lb. bags*

Appx. 155 tiles per 1-lb. bag	\$/lb.	12.50
-------------------------------	--------	-------

Use "S" suffix when ordering loose tile (ex. P04 S)

Standard Blends

AF901 M	Tigers Eye Blend	16.50	18.98
AF902 M	Safari Blend	16.50	18.98
AF903 M	Amethyst Blend	16.50	18.98
AF906 M	Wheatfield Blend	16.50	18.98
AF907 M	Egyptian Red Blend	16.50	18.98

Aventurine/Classic Blends

TF925 M	Black Velvet Blend	10.12	11.64
TF927 M	Iceland Blend	12.23	14.06
TF928 M	Spicewood Blend	12.23	14.06

Tile: appx. 3/4" x 3/4" Thickness: appx. 1/8" Grout Joints: appx. 1/16"

Sheets: appx. 1.15 square feet and contain 225 pieces of tile.

Prices: FOB Hakatai warehouse, Ashland, Oregon

Payment may be made by major credit card or check received prior to sh

***Tile shade may vary from samples.**

Prices subject to change without notice; current as of date shown.



**Bohemia Series
Retail Pricing**

Film Faced

Code	Color	\$/ Sq. Ft.	\$/ Sheet
BH801	Mirage	23.64	26.00
BH802	Mallard	23.64	26.00
BH803	Chanterelle	23.64	26.00
BH804	Nutmeg	23.64	26.00
BH805	Loam	23.64	26.00
BH806	Sargasso Sea	23.64	26.00
BH807	Azul	23.64	26.00

*Tile: appx. 1-1/4" x 5/8" Thickness: appx. 1/4" Grout Joints: appx. 1/8"
Sheets: appx. 1.1 square feet and contain 190 pieces of tile.*

***Tile shade may vary from samples.**

**Emperia Series
Retail Pricing**

Mesh Backed

Code	Color	\$/ Sq. Ft.	\$/ Sheet
TR610 M	Aurora Blend	36.12	35.40
TR620 M	Laurel Blend	36.12	35.40
TR630 M	Terra Cotta Blend	36.12	35.40
TR640 M	Celestial Blend	38.36	37.60

*Tile: appx. 1-7/8" x 7/8" Thickness: appx. 1/4" Grout Joints: appx. 1/8"
Sheets: appx. 0.98 square foot and contain 72 pieces of tile.*

***Tile shade may vary from samples.**

*Prices: FOB Hakatai warehouse, Ashland, Oregon
Payment may be made by major credit card or check received prior to shipment.*

Prices subject to change without notice; current as of date shown.

**Calliope Series
Retail Pricing****Mesh Backed**

All tile in the Calliope series is comprised of approximately 50 percent glass from bottles and/or other waste glass that would otherwise have entered the solid waste stream. This waste glass is a mix of approximately 90 percent post-consumer and 10 percent pre-consumer material.

Code	Color	\$/ Sq. Ft.	\$/ Sheet
HM630	Ivory	16.80	19.32
HM635 IR	Honeysuckle	16.80	19.32
HM640 IR	Buttercream	16.80	19.32
HM645 IR	Truffle	16.80	19.32
HM650 IR	Parasol	16.80	19.32
HM655 IR	Hydrangea	16.80	19.32
HM660 IR	Evening Blue	16.80	19.32
HM665 IR	Waterlily	16.80	19.32
HM670 IR	Garden	16.80	19.32
HM675 IR	Monet Grey	16.80	19.32

Tile: appx. 5/8" x 5/8" Thickness: appx. 1/8" Grout Joints: appx. 1/16"

Sheets: appx. 1.15 square feet and contain 400 pieces of tile.

Prices: FOB Hakatai warehouse, Ashland, Oregon

Payment may be made by major credit card or check received prior to shipment.

***Tile shade may vary from samples.**

Prices subject to change without notice; current as of date shown.



Classic Series
Retail Pricing Mesh Backed

Code	Color	\$/ Sq. Ft.	\$/ Sheet
A 01 M	Lake Blue	3.00	3.46
A 02 M	Sky Blue	3.00	3.46
A 03 M	Light Blue	3.00	3.46
A 04 M	Ice Blue	3.00	3.46
A 05 M	Jade	3.00	3.46
A 07 M	Ice Green	3.00	3.46
A 08 M	Bright Green	3.00	3.46
A 10 M	Ice Violet	3.00	3.46
A 13 M	Oak	3.00	3.46
A 14 M	Fossil	3.00	3.46
A 15 M	Sand	3.00	3.46
A 16 M	Malt	3.00	3.46
A 19 M	Ice Purple	3.00	3.46
A 20 M	China	3.00	3.46
A 21 M	Porcelain	3.00	3.46
A 22 M	Pearl	3.00	3.46
A 23 M	Smoky Grey	3.00	3.46
A 24 M	Pale Grey	3.00	3.46
A 25 M	Hail	3.00	3.46
A 53 M	Mint Ice	3.00	3.46
A 57 M	Pale Denim	3.00	3.46
A 59 M	Meadow	3.00	3.46

Code	Color	\$/ Sq. Ft.	\$/ Sheet
B 11 M	Bright Blue	3.25	3.74
B 29 M	Ocean Blue	3.25	3.74
B 30 M	Emerald	3.25	3.74
B 32 M	Teak	3.25	3.74
B 34 M	Charcoal	3.25	3.74
B 36 M	Washed Denim	3.25	3.74
B 54 M	Mint	3.25	3.74
B 73 M	Deep Purple	3.25	3.74
B 75 M	Aquamarine	3.25	3.74
B 76 M	Ice Pink	3.25	3.74
B 82 M	Ficus	3.25	3.74
C 12 M	Lilac	3.50	4.02
C 39 M	Night Black	3.50	4.02
C 40 M	Slate Blue	3.50	4.02
C 81 M	Deep Blue	3.50	4.02
D 41 M	Lava	11.44	13.16
D 42 M	Dawn	11.44	13.16
D 43 M	Saffron	11.44	13.16
D 91 M	Dusk	11.44	13.16
D 92 M	Crimson	11.44	13.16
D 93 M	Mandarin	11.44	13.16

Tile: appx. 3/4" x 3/4" Thickness: appx. 1/8" Grout Joints: appx. 1/16"
Sheets: appx. 1.15 square feet and contain 225 pieces of tile.
Prices: FOB Hakatai warehouse, Ashland, Oregon
Payment may be made by major credit card or check received prior to shipment.

***Tile shade may vary from samples.**

Prices subject to change without notice; current as of date shown.



Classic Series
Retail Pricing Loose in 1-lb. bags

Code	Color	\$/lb.
A 01 S	Lake Blue	2.22
A 02 S	Sky Blue	2.22
A 03 S	Light Blue	2.22
A 04 S	Ice Blue	2.22
A 05 S	Jade	2.22
A 07 S	Ice Green	2.22
A 08 S	Bright Green	2.22
A 10 S	Ice Violet	2.22
A 13 S	Oak	2.22
A 14 S	Fossil	2.22
A 15 S	Sand	2.22
A 16 S	Malt	2.22
A 19 S	Ice Purple	2.22
A 20 S	China	2.22
A 21 S	Porcelain	2.22
A 22 S	Pearl	2.22
A 23 S	Smoky Grey	2.22
A 24 S	Pale Grey	2.22
A 25 S	Hail	2.22
A 53 S	Mint Ice	2.22
A 57 S	Pale Denim	2.22
A 59 S	Meadow	2.22

Code	Color	\$/ lb.
B 11 S	Bright Blue	2.40
B 29 S	Ocean Blue	2.40
B 30 S	Emerald	2.40
B 32 S	Teak	2.40
B 34 S	Charcoal	2.40
B 36 S	Washed Denim	2.40
B 54 S	Mint	2.40
B 73 S	Deep Purple	2.40
B 75 S	Aquamarine	2.40
B 76 S	Ice Pink	2.40
B 82 S	Ficus	2.40
C 12 S	Lilac	3.98
C 39 S	Night Black	3.98
C 40 S	Slate Blue	3.98
C 81 S	Deep Blue	3.98
D 41 S	Lava	8.36
D 42 S	Dawn	8.36
D 43 S	Saffron	8.36
D 91 S	Dusk	8.36
D 92 S	Crimson	8.36
D 93 S	Mandarin	8.36
MB-CLA	Mixed Bag (1 lb.)	5.34

Tile: appx. 3/4" x 3/4" Thickness: appx. 1/8"
Loose tile sold in 1 lb. bags; appx. 157 tile per bag.
Mixed Bags: appx. 1 lb. with all colors represented.
Prices: FOB Hakatai warehouse, Ashland, Oregon
Payment may be made by major credit card or check received prior to shipment.

***Tile shade may vary from samples.**

Prices subject to change without notice; current as of date shown.



Classic Series - Standard Blends
Retail Pricing *Mesh Backed*

Code	Color	\$/ Sq. Ft.	\$/ Sheet
TA810 M	China Blend	3.00	3.46
TA816 M	Hail Blend	3.00	3.46
TA825 M	Porcelain Blend	3.00	3.46
TA902 M	Ice Purple Blend	3.00	3.46
TA903 M	Malt Blend	3.00	3.46
TB804 M	Ocean Blue Blend	3.25	3.74
TB815 M	Charcoal Blend	3.25	3.74
TB815/816 M	Smoky Grey Blend	3.25	3.74
TB878 M	Coral Blend	3.25	3.74
TB905 M	Slate Blue Blend	3.25	3.74
UA301 M	Jade Blend	3.00	3.46
UA305 M	Oak Blend	3.00	3.46
UA307 M	Sky Blue Blend	3.00	3.46
UA309 M	Mint Ice Blend	3.00	3.46
UA310 M	Crimson/China Blend	3.00	3.46
UA311 M	Night Black/China Blend	3.00	3.46
UA312 M	Light Blue/Ice Green Blend	3.00	3.46
UA314 M	Ice Blue Blend	3.00	3.46
UA315 M	Light Blue Blend	3.00	3.46
UA316 M	Sky Blue/Mint Green Blend	3.00	3.46
UA317 M	China/Oak Blend	3.00	3.46
UB302 M	Emerald Blend	3.25	3.74
UB303 M	Ivy Blend	3.25	3.74
UB304 M	Ice Violet Blend	3.25	3.74
UB313 M	Rose Ash Blend	3.25	3.74
UC308 M	Deep Blue Blend	3.50	4.02
UD306 M	Crimson Blend	11.44	13.16

Tile: appx. 3/4" x 3/4" Thickness: appx. 1/8" Grout Joints: appx. 1/16"

Sheets: appx. 1.15 square feet and contain 225 pieces of tile.

Prices: FOB Hakatai warehouse, Ashland, Oregon

Payment may be made by major credit card or check received prior to shipment.

***Tile shade may vary from samples.**

Prices subject to change without notice; current as of date shown.

**Classic Series - Standard Gradients
Retail Pricing****Mesh Backed**

Code	Color	\$/ Sq.Ft.	\$/ Column
FB Series	Porcelain to Deep Blue	3.50	32.20
FW Series	Porcelain to Charcoal	3.50	32.20
FG Series	Meadow to Forest	3.50	32.20
FC Series	Malt to Teak	3.50	32.20
FE Series	Porcelain to Emerald	3.50	32.20

Standard Gradient Color Chart:

FB Series - Porcelain to Deep Blue (top to bottom)

Porcelain, Light Blue, Sky Blue, Lake Blue, Ocean Blue, Deep Blue

FW Series - Porcelain to Charcoal (top to bottom)

Porcelain, Hail, Pale Grey, Smoky Grey, Charcoal

FG Series- Meadow to Forest (top to bottom)

Meadow, Ivy, Ficus, Forest

FC Series - Malt to Teak (top to bottom)

Malt, Sand, Fossil, Oak, Teak

FE Series - Porcelain to Emerald (top to bottom)

Porcelain, Mint Ice, Ice Green, Mint, Jade, Emerald

*Tile: appx. 3/4" x 3/4" Thickness: appx. 1/8" Grout Joints: appx. 1/16"**Sheet size: 12.875" x 12.875"**Gradients are sold as full columns ONLY**1 column contains 8 full sheets. Column height: 103" (appx. 8' 7") Column width: 12.875"**Prices: FOB Hakatai warehouse, Ashland, Oregon**Payment may be made by major credit card or check received prior to shipment.****Tile shade may vary from samples.****Prices subject to change without notice; current as of date shown.**

**Cobblestone Series
Retail Pricing****Mesh Backed**

All tile in the Cobblestone series is comprised of approximately 30 percent glass from bottles and/or other waste glass that would otherwise have entered the solid waste stream. This waste glass is a mix of approximately 90 percent post-consumer and 10 percent pre-consumer material.

Code	Color	\$/ Sq. Ft.	\$/ Sheet
Cobble 1	Tumbled White	29.00	26.10
Cobble 2	Polished Grey	29.00	26.10
Cobble 3	Polished White	29.00	26.10
Cobble 4	Tumbled Grey	29.00	26.10

*Tile: shapes varying from 1-1/2 x 1-1/4" to 3" x 1" Thickness: appx. 3/8"
Grout Joints: appx. 1/16" to 3/4" Sheets: appx. 0.90 square foot*

***Tile shade may vary from samples.**

**Tivoli Series
Retail Pricing****Mesh Backed**

All tile in the Tivoli series is comprised of approximately 70 percent glass from bottles and/or other waste glass that would otherwise have entered the solid waste stream. This waste glass is a mix of approximately 90 percent post-consumer and 10 percent pre-consumer material.

Code	Color	\$/ Sq.Ft.	\$/ Sheet
A20 IR	Indigo Blend	12.70	14.60
B20 IR	Black Gold Blend	12.70	14.60

*Tile: appx. 3/4" x 3/4" Thickness: appx. 1/8" Grout Joints: appx. 1/16"
Sheets: appx. 1.15 square feet and contain 225 pieces of tile.*

***Tile shade may vary from samples.**

Prices: FOB Hakatai warehouse, Ashland, Oregon

Payment may be made by major credit card or check received prior to shipment.

Prices subject to change without notice; current as of date shown.



**Galaxy Series
Retail Pricing**


Dot mounted

*All tile in this series has a minimum 98 percent pre-consumer recycled glass content.
This glass is generated primarily from the process of window glass production.*

Code	Color	Sheet Size	\$/ Sq.Ft.	\$/ Sheet
GT 069	Yukon Gold	18 X 12	9.45	14.18
GT 068	Obsidian	18 X 12	9.31	13.96
GT 067	Plum	18 X 12	9.31	13.96
GT 066	Astral Blue	18 X 12	9.31	13.96

Standard Blends

GT 064	Night Sky Blend	18 X 12	9.45	14.18
GT 065	Pot of Gold Blend	18 X 12	9.45	14.18



*Tile: appx. 1" x 1" Thickness: appx. 1/8" Grout Joints: appx. 1/16"
Sheets: appx. 1.50 square feet and contain 216 pieces of tile.*

***Tile shade may vary from samples.**

**Symphony Series
Retail Pricing**

Dot mounted

*All tile in this series has a minimum 98 percent pre-consumer recycled glass content.
This glass is generated primarily from the process of window glass production.*

Code	Color	Sheet Size	\$/ Sq.Ft.	\$/ Sheet
SP 087	Eggshell	18 X 12	9.19	13.78
SP 086	Irish Cream	18 X 12	9.19	13.78
SP 085	Beeswax	18 X 12	12.15	18.22

*Tile: appx. 1" x 1" Thickness: appx. 1/8" Grout Joints: appx. 1/16"
Sheets: appx. 1.50 square feet and contain 216 pieces of tile.*

***Tile shade may vary from samples.**

*Prices: FOB Miami, Florida, warehouse
Payment may be made by major credit card or check received prior to shipment.*

Prices subject to change without notice; current as of date shown.



**Glamour Series
Retail Pricing**

Mesh Backed

Code	Color	\$/ Sq. Ft.	\$/ Sheet
GL 001	Black Currant Square	25.16	25.16
GL 002	Black Currant Rectangle	25.16	25.16
GL 003	Black Currant Round	23.24	23.24
GL 004	Black Currant Oval	25.16	25.16
GL 005	Bahama Blue Square	25.16	25.16
GL 006	Bahama Blue Rectangle	25.16	25.16
GL 007	Bahama Blue Round	23.24	23.24
GL 008	Bahama Blue Oval	25.16	25.16
GL 009	Dewdrop Square	25.16	25.16
GL 010	Dewdrop Rectangle	25.16	25.16
GL 011	Dewdrop Round	23.24	23.24
GL 012	Dewdrop Oval	25.16	25.16
GL 013	Root Beer Square	25.16	25.16
GL 014	Root Beer Rectangle	25.16	25.16
GL 015	Root Beer Round	23.24	23.24
GL 016	Root Beer Oval	25.16	25.16
GL 017	Lollipop Square	40.66	40.66
GL 018	Lollipop Rectangle	40.66	40.66
GL 019	Lollipop Round	39.10	39.10
GL 020	Lollipop Oval	40.66	40.66

Tile (square): appx. 3/4" Thickness: appx. 1/4" Grout Joints: appx. 1/8"
Sheets (square): appx. 1.0 square feet and contain 196 pieces of tile.
Tile (rectangle): appx. 1-5/8" x 3/4" Thickness: appx. 1/4" Grout Joints: appx. 1/8"
Sheets (rectangle): appx. 1.0 square feet and contain 98 pieces of tile.
Tile (round): appx. 3/4" diameter Thickness: appx. 1/4" Grout Joints: appx. 1/8"
Sheets (round): appx. 1.0 square feet and contain 240 pieces of tile.
Tile (oval): appx. 1-15/16" x 3/4" Thickness: appx. 1/4" Grout Joints: appx. 1/8"
Sheets (oval): appx. 1.0 square feet and contain 88 pieces of tile.
 Prices: FOB Miami, Florida, warehouse
 Payment may be made by major credit card or check received prior to shipment.

***Tile shade may vary from samples.**

Prices subject to change without notice; current as of date shown.



**Horizon Series
Retail Pricing**

Mesh Backed

Code	Color	\$/ Sq. Ft.	\$/ Sheet
HR10 M	Linen	15.30	15.00
HR13 M	Dove Grey	15.30	15.00
HR14 M	London Fog	15.30	15.00
HR22 M	Macadamia	15.30	15.00
HR24 M	Taupe	15.30	15.00
HR29 M	Sagebrush	15.30	15.00
HR41 M	Mahogany	15.30	15.00
HR48 M	Sapphire	15.30	15.00
HR52 M	Bermuda Blue	15.30	15.00
HR53 M	Powder Blue	15.30	15.00

Horizon Glass Blends

HR101 M	Morning Mist Blend	15.30	15.00
HR102 M	Eclipse Blend	15.30	15.00
HR103 M	Ash Grey Blend	15.30	15.00
HR104 M	Maritime Blue Blend	15.30	15.00

Horizon Glass and Metal Blends

HR400 M	Egret Blend	38.58	37.80
HR420 M	Heron Blend	38.58	37.80
HR425 M	Raven Blend	38.58	37.80
HR430 M	Palomino Blend	46.94	46.00
HR435 M	Chestnut Blend	46.94	46.00
HR450 M	Falcon Blend	49.98	48.00

Horizon Glass and Stone Blends

HR502 M	Café Noir Blend	36.32	35.60
---------	-----------------	-------	-------

Tile: appx. 7/8" x 7/8" Thickness: appx. 1/4" Grout Joints: appx. 1/8"

Sheets: appx. 0.98 square foot and contain 144 pieces of tile.

Prices: FOB Hakatai warehouse, Ashland, Oregon

Payment may be made by major credit card or check received prior to shipment.

***Tile shade may vary from samples.**

Prices subject to change without notice; current as of date shown.



**Largo Series
Retail Pricing**

Dot mounted

*All tile in this series has a minimum 98 percent pre-consumer recycled glass content.
This glass is generated primarily from the process of window glass production.*

Code	Color	Sheet Size	\$/ Sq.Ft.	\$/ Sheet
LS 899	Onyx	18 X 12	6.31	9.46
LS 799	Navy	18 X 12	6.31	9.46
LS 896	Cotton	18 X 12	6.31	9.46



*Tile: appx. 1" x 1" Thickness: appx. 1/8" Grout Joints: appx. 1/16"
Sheets: appx. 1.50 square feet and contain 216 pieces of tile.*

***Tile shade may vary from samples.**

**Majolica Series
Retail Pricing**

Dot mounted

*All tile in this series has a minimum 98 percent pre-consumer recycled glass content.
This glass is generated primarily from the process of window glass production.*

Code	Color	Sheet Size	\$/ Sq.Ft.	\$/ Sheet
MD 079	Spanish Blue	18 X 12	8.24	12.36
MD 077	Blue Jay	18 X 12	8.24	12.36
MD 078	Cameo	18 X 12	8.24	12.36
MD 075	Cajun Spice	18 X 12	8.24	12.36
MD 076	Sweet Pea	18 X 12	8.24	12.36

*Tile: appx. 1" x 1" Thickness: appx. 1/8" Grout Joints: appx. 1/16"
Sheets: appx. 1.50 square feet and contain 216 pieces of tile.*

***Tile shade may vary from samples.**

*Prices: FOB Miami, Florida, warehouse
Payment may be made by major credit card or check received prior to shipment.*

Prices subject to change without notice; current as of date shown.



**Luster Series
Retail Pricing**

Mesh Backed

Code	Color	\$/ Sq. Ft.	\$/ Sheet
K12 M	Snow	14.42	16.58
K30 M	Cloud	14.42	16.58
K42 M	Pear	14.42	16.58
K45 M	Willow	14.42	16.58
K55 M	Raku	14.42	16.58
K58 M	Citron	14.42	16.58
K82 M	Rose Petal	14.42	16.58

All colors also available: Loose in 1-lb. bags

Appx. 155 tiles per 1-lb. bag	\$/lb.	10.98
<i>Use "S" suffix when ordering loose tile (ex. K12 S)</i>		

Luster/Classic Blends

UK702 M	Capri Blue Blend	10.56	12.14
UK704 M	Black Kimono Blend	10.56	12.14
UK706 M	White Alabaster Blend	10.56	12.14
UK707 M	Silver Brocade Blend	10.56	12.14

*Tile: appx. 3/4" x 3/4" Thickness: appx. 1/8" Grout Joints: appx. 1/16"
Sheets: appx. 1.15 square feet and contain 225 pieces of tile.*

***Tile shade may vary from samples.**

**Pastille Series
Retail Pricing**

Loose in 1-lb. bags

Code	Color	\$/ lb.
KW12 S	Milk	3.96
KW22 S	Matinee	3.96
KW35 S	Caribbean	3.96
KW37 S	Antique Cobalt	3.96
KW39 S	Nordic Blue	3.96
KW40 S	Turquoise	3.96
KW46 S	Honeydew	3.96

*Tile: appx. 3/4" x 3/4" Thickness: appx. 1/8"
Appx. 155 tiles per 1-lb. bag*

***Tile shade may vary from samples.**


*Prices: FOB Hakatai warehouse, Ashland, Oregon
Payment may be made by major credit card or check received prior to shipment.*

Prices subject to change without notice; current as of date shown.

**Rio Series
Retail Pricing**
Dot mounted

All tile in this series has a minimum 98 percent pre-consumer recycled glass content.
This glass is generated primarily from the process of window glass production.

Code	Color	Sheet Size	\$/ Sq.Ft.	\$/ Sheet
RO 059	Lace	18 X 12	13.67	20.50
RO 058	Ecru	18 X 12	13.67	20.50
RO 057	Celery	18 X 12	14.95	22.42
RO 052	Carnation	18 X 12	27.93	41.90
RO 056	Tourmaline Blend	18 X 12	14.95	22.42
RO 054	Cornflower Blue	18 X 12	14.95	22.42
RO 055	Graphite	18 X 12	14.95	22.42
RO 053	Cordovan	18 X 12	14.95	22.42
RO 051	Morning Glory	18 X 12	13.67	20.50



Tile: appx. 1" x 1" Thickness: appx. 1/8" Grout Joints: appx. 1/16"
Sheets: appx. 1.50 square feet and contain 216 pieces of tile.

*Tile shade may vary from samples.

**Texture Series
Retail Pricing**
Mesh backed

All tile in this series has a minimum 98 percent pre-consumer recycled glass content.
This glass is generated primarily from the process of window glass production.

Code	Color	Sheet Size	\$/ Sq.Ft.	\$/ Sheet
TS 989	Black	13 X 13	9.69	11.34
TS 986	White	13 X 13	9.69	11.34
TS 988	Grey	13 X 13	9.69	11.34
TS 979	Blueberry	13 X 13	9.69	11.34
TS 969	Kiwi	13 X 13	9.69	11.34
TS 949	Cardinal	13 X 13	12.12	14.18
TS 959	Chocolate	13 X 13	9.69	11.34
TS 958	Tangerine	13 X 13	12.12	14.18

Tile: appx. 1" x 1" Thickness: appx. 1/8" Grout Joints: appx. 1/16"
Sheets: appx. 1.17 square feet and contain 169 pieces of tile.

*Tile shade may vary from samples.

Prices: FOB Miami, Florida, warehouse

Payment may be made by major credit card or check received prior to shipment.

Prices subject to change without notice; current as of date shown.

**Select Series
Retail Pricing****Mesh Backed**

Code	Color	\$/ Sq. Ft.	\$/ Sheet
SL001 M	Sea Salt	5.56	5.45
SL002 M	Quail Grey	5.56	5.45
SL006 M	Carbon	5.56	5.45
SL013 M	Paradise Blue	5.56	5.45
SL016 M	Cerulean	5.56	5.45
SL021 M	Garbanzo	5.56	5.45
SL034 M	Green Apple	5.56	5.45
SL048 M	Bluebird	5.56	5.45
SL104 M	Mauve	5.56	5.45
SL199 M	Paprika	5.56	5.45

Select Standard Blends

SL305 M	Harmony Blend	5.56	5.45
SL310 M	Evergreen Blend	5.56	5.45
SL315 M	Bonny Blue Blend	5.56	5.45
SL320 M	Ultramarine Blend	5.56	5.45
SL325 M	Gothic Blend	5.56	5.45

Tile: appx. 7/8" x 7/8" Thickness: appx. 1/8" Grout Joints: appx. 1/8"

Sheets: appx. 0.98 square foot and contain 144 pieces of tile.

Prices: FOB Hakatai warehouse, Ashland, Oregon

Payment may be made by major credit card or check received prior to shipment.

***Tile shade may vary from samples.**

Prices subject to change without notice; current as of date shown.



**Stone Series
Retail Pricing**

River Stone Code	Color	Mesh Backed	
		\$/ Sq. Ft.	\$/ Sheet
STO 001	Beige River Stone	12.30	12.30
STO 002	Glazed Beige River Stone	12.30	12.30
STO 003	Chateau River Stone	12.30	12.30
STO 004	Glazed Chateau River Stone	12.30	12.30
STO 005	Pink River Stone	12.30	12.30
STO 006	Glazed Pink River Stone	12.30	12.30
STO 007	Black River Stone	12.30	12.30
STO 008	Green River Stone	12.30	12.30
STO 009	Glazed Green River Stone	12.30	12.30
STO 100	Jasper River Stone	12.30	12.30
STO 101	Glazed Jasper River Stone	12.30	12.30
STO 102	Green/White River Stone	12.30	12.30
STO 103	Glazed Green/White River Stone	12.30	12.30
STO 104	White River Stone	12.30	12.30
STO 105	Grey River Stone	12.30	12.30
STO 106	Black/White River Stone	12.30	12.30
STO 107	Glazed Black/White River Stone	12.30	12.30
STO 108	Rose River Stone	12.30	12.30
STO 109	Glazed Rose River Stone	12.30	12.30
STO 110	Fountain River Stone	12.30	12.30
STO 111	Glazed Fountain River Stone	12.30	12.30
STO 112	Waverly River Stone	12.30	12.30
STO 113	Black/Grey River Stone	12.30	12.30
STO 114	Tan/White River Stone	12.30	12.30
STO 115	Sycamore River Stone	12.30	12.30
STO 116	Pierre River Stone	12.30	12.30

Stone size: appx. 3/4" to 2-1/2" Thickness: appx. 1/2"

Sheets: appx. 1.0 square foot

Prices: FOB Hanford, California, warehouse

Payment may be made by major credit card or check received prior to shipment.

***Tile shade may vary from samples.**

Prices subject to change without notice; current as of date shown.



**Stone Series
Retail Pricing**

Arbor Stone		Mesh Backed	
Code	Color	\$/ Sq. Ft.	\$/ Sheet
STO 117	Black Arbor Stone	12.30	12.30
STO 118	White Arbor Stone	12.30	12.30
STO 119	Partridge Arbor Stone	12.30	12.30
STO 120	Pheasant Arbor Stone	12.30	12.30
STO 121	Autumn Arbor Stone	12.30	12.30
STO 122	Butterscotch Arbor Stone	12.30	12.30

Stone size: *appx. 3/4" to 2-1/2"* Thickness: *appx. 1/2"*
Sheets: *appx. 1.0 square foot*

Cut Stone		Mesh Backed	
Code	Color	\$/ Sq. Ft.	\$/ Sheet
STO 123	Beige Cut Stone	12.30	12.30
STO 124	Green/White Cut Stone	12.30	12.30
STO 125	Green Cut Stone	12.30	12.30
STO 126	White Cut Stone	12.30	12.30
STO 127	Tan/White Cut Stone	12.30	12.30
STO 128	Grey/White Cut Stone	12.30	12.30
STO 129	Grey Cut Stone	12.30	12.30
STO 130	Black Cut Stone	12.30	12.30
STO 131	Black/White Cut Stone	12.30	12.30
STO 132	Grey/Black Cut Stone	12.30	12.30
STO 133	Pink Cut Stone	12.30	12.30
STO 134	Fountain Cut Stone	12.30	12.30

Stone size: *appx. 3/4" to 2-1/2"* Thickness: *appx. 1/2"*
Sheets: *appx. 1.0 square foot*

Beach Stone		Mesh Backed	
Code	Color	\$/ Sq. Ft.	\$/ Sheet
STO 135	Beige Beach Stone	12.30	12.30
STO 136	Jasper Beach Stone	12.30	12.30
STO 137	Green Beach Stone	12.30	12.30

Stone size: *appx. 1/4" to 1/2"* Thickness: *appx. 1/4"*
Sheets: *appx. 1.0 square foot*

Prices: *FOB Hanford, California, warehouse*
Payment may be made by major credit card or check received prior to shipment.

***Tile shade may vary from samples.**

Prices subject to change without notice; current as of date shown.



**Stone Series
Retail Pricing**

Aleutian Stone		Mesh Backed	
Code	Color	\$/ Sq. Ft.	\$/ Sheet
STO 138	Denali	12.30	12.30
STO 139	Glazed Denali	12.30	12.30
STO 140	Kantishna	12.30	12.30
STO 141	Glazed Kantishna	12.30	12.30
STO 142	Beluga Grey	12.30	12.30
STO 143	Glazed Beluga Grey	12.30	12.30
STO 144	Orca Black	12.30	12.30
STO 145	Glazed Orca Black	12.30	12.30
STO 146	Adak	12.30	12.30
STO 147	Kodiak Island	12.30	12.30
STO 148	Snowy Owl	12.30	12.30
STO 149	Arctic Tern	12.30	12.30
STO 150	Barrow	12.30	12.30
STO 151	Tundra	12.30	12.30
STO 152	Glazed Tundra	12.30	12.30
STO 153	Wilderness	12.30	12.30
STO 154	Timberline	12.30	12.30
STO 155	Glazed Timberline	12.30	12.30
STO 156	Talkeetna	12.30	12.30
STO 157	Glazed Talkeetna	12.30	12.30
STO 158	Excursion Inlet	12.30	12.30
STO 159	Snowshoe Hare	12.30	12.30
STO 160	Caribou	12.30	12.30
STO 161	Iditarod	12.30	12.30
STO 162	Malamute	12.30	12.30
STO 163	Northern Lights	12.30	12.30
STO 164	Bering Sea	12.30	12.30

Stone size: appx. 3/4" to 2-1/2" Thickness: appx. 3/8"

Sheets: appx. 1.0 square foot

Prices: FOB Hanford, California, warehouse

Payment may be made by major credit card or check received prior to shipment.

***Tile shade may vary from samples.**

Prices subject to change without notice; current as of date shown.



**Viva Series
Retail Pricing**


Mesh backed

*All tile in this series has a minimum 98 percent pre-consumer recycled glass content.
This glass is generated primarily from the process of window glass production.*

Code	Color	Sheet Size	\$/ Sq.Ft.	\$/ Sheet
WV 01	Lily Sway	13 X 13	20.09	23.50
WV 02	Moondust Sway	13 X 13	20.09	23.50
WV 03	Licorice Sway	13 X 13	21.37	25.00
WV 04	Raisin Sway	13 X 13	21.37	25.00
WV 05	Vermillion Sway	13 X 13	25.21	29.50
WV 06	Almond Sway	13 X 13	21.37	25.00
DT 01	Lily Orb	13 X 13	20.09	23.50
DT 02	Moondust Orb	13 X 13	20.09	23.50
DT 03	Licorice Orb	13 X 13	21.37	25.00
DT 04	Raisin Orb	13 X 13	21.37	25.00
DT 05	Vermillion Orb	13 X 13	25.21	29.50
DT 06	Almond Orb	13 X 13	21.37	25.00

*Tile: appx. 1" x 1" Thickness: appx. 1/8" Grout Joints: appx. 1/16"
Sheets: appx. 1.17 square feet and contain 169 pieces of tile.
Prices: FOB Miami, Florida, warehouse
Payment may be made by major credit card or check received prior to shipment.*

***Tile shade may vary from samples.**




Prices subject to change without notice; current as of date shown.

**Zydeco Series
Retail Pricing**

*All tile in this series has a minimum 98 percent pre-consumer recycled glass content.
This glass is generated primarily from the process of window glass production.*

Code	Color	Sheet Size	Mounting	\$/ Sq.Ft.	\$/ Sheet
ZM 849	Coal	18 X 12	dot	6.31	9.46
ZM 749	Nautical Blue	18 X 12	dot	6.31	9.46
ZM 745	French Blue	18 X 12	dot	6.31	9.46
ZM 747	Baby Blue	18 X 12	dot	6.31	9.46
ZM 642	Wintermint	18 X 12	dot	6.31	9.46
ZM 641	Cilantro	18 X 12	dot	6.31	9.46
ZM 548	Peach	18 X 12	dot	6.31	9.46
ZM 545	Manilla	18 X 12	dot	6.31	9.46
ZM 047	Ocean Breeze	18 X 12	dot	6.31	9.46


Standard Blends

ZM 049	Tahiti Blend	18 X 12	dot	6.31	9.46
ZM 048	Calypso Blend	18 X 12	dot	6.31	9.46
ZM 046	Hazelnut Blend	18 X 12	dot	6.31	9.46

*Tile: appx. 1" x 1" Thickness: appx. 1/8" Grout Joints: appx. 1/16"
Sheets: appx. 1.50 square feet and contain 216 pieces of tile.*

Textured Surface

ZM 749 TS	Nautical Blue TS	13 X 13	mesh	8.89	10.40
ZM 745 TS	French Blue TS	13 X 13	mesh	8.89	10.40
ZM 747 TS	Baby Blue TS	13 X 13	mesh	8.89	10.40
ZM 896 TS	Chalk TS	13 X 13	mesh	8.89	10.40
ZM 548 TS	Peach TS	13 X 13	mesh	8.89	10.40

*Tile: appx. 1" x 1" Thickness: appx. 1/8" Grout Joints: appx. 1/16"
Sheets: appx. 1.17 square feet and contain 169 pieces of tile.*

Prices: FOB Miami, Florida, warehouse

Payment may be made by major credit card or check received prior to shipment.

***Tile shade may vary from samples.**

Prices subject to change without notice; current as of date shown.

**Mosaic Supplies
Retail Pricing**

Code	Description	\$/ Each
MB-CLA	Classic Mixed Bag (1 lb.)	5.34
GB-CLA	3/4" Grab Bag (2 lbs.)	2.00
GB-ASH	Ashland-e Grab Bag (5 lbs.)	5.00
MOS-CUT	Tile Cutter	23.25
MOS-TRAY	3/4" Tile Tray (Classic)	20.00
MOS-ASH	1" Tile Tray (Ashland-e)	20.00
MOS-FILM 3/4"	Mosaic Film (Classic)	0.86/sheet
MOS-FILM 1"	Mosaic Film (Ashland-e)	0.86/sheet
MOS-KRAFT	Kraft Paper	1.00/10 sheets

Classic Mixed Bag: appx. 1 lb. with all Classic series colors represented.

3/4" Grab Bag: appx. 2 lbs. mixed colors from any of our 3/4" series, no guarantee of colors.

Ashland-e Grab Bag: appx. 5 lbs. mixed colors of our Ashland-e 1" tile, no guarantee of colors.

Prices: FOB Hakatai warehouse, Ashland, Oregon

Payment may be made by major credit card or check received prior to shipment.

***Tile shade may vary from samples.**

Prices subject to change without notice; current as of date shown.